

GenAfrica
ASSET MANAGERS

GENAFRICA UNIT TRUSTS FACT SHEET

FEBRUARY

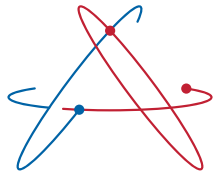
2026

REGULATED BY THE CAPITAL MARKETS AUTHORITY

This fact sheet is for information purposes only and is not a solicitation to buy or sell. The price of units and the income from them can go down as well as up, as a result of changes in the value of underlying securities. Past performance is not necessarily a guide to future investment performance. An investor may not get back the full amount invested and in certain circumstances the right to redeem your units may be suspended. In giving this approval, the Authority does not take responsibility for the financial soundness of the scheme or for the correctness of any statements made or opinions expressed in this regard.

www.genafrika.com

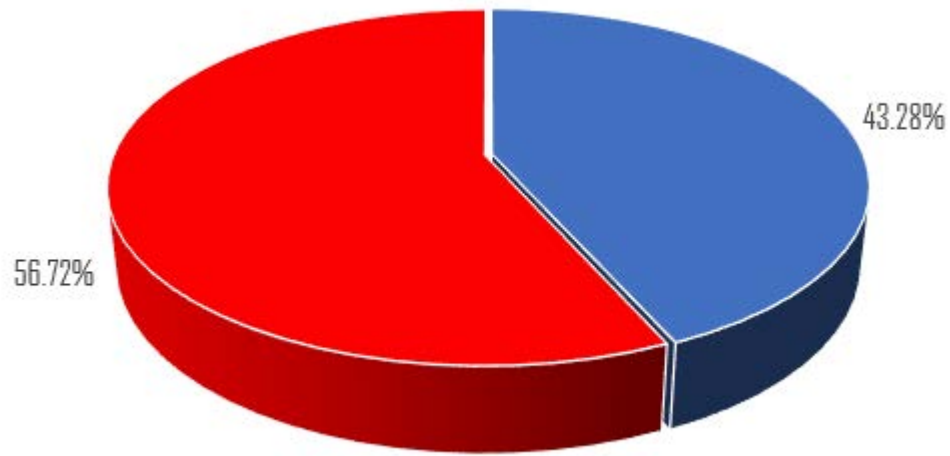




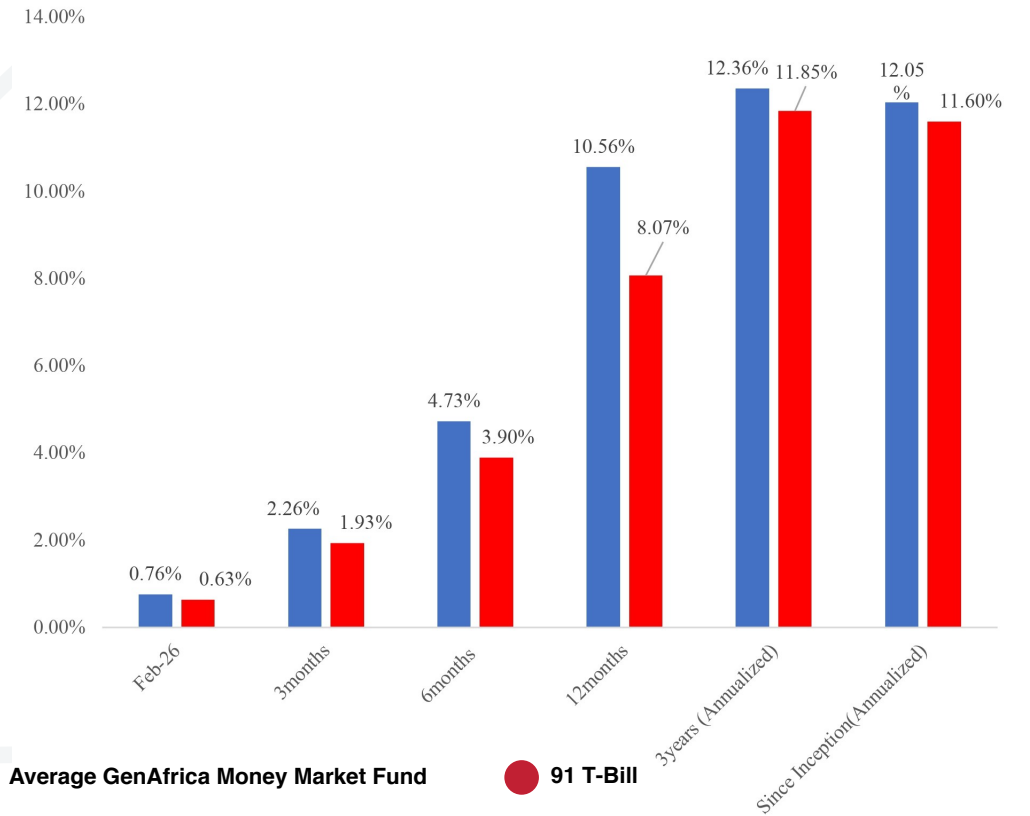
GENAFRICA MONEY MARKET FUND

FUND PERFORMANCE

ASSETS ALLOCATIONS



● Deposits in Financial Institutions ● Government Securities



● Average GenAfrica Money Market Fund ● 91 T-Bill

- Annualised return is the weighted average compound growth rate over the period measured
- Return is net of fees charged and gross of tax.

KEY FUND FEATURES



Inception Date
December 2022



2% Management fees



Regulated by the
Capital Markets Authority



Clients can also opt to withdraw interest earned and have this periodically paid out to them or automatically reinvest the interest.



Fund Size
KES 4.98 Billion



No Limitation on withdrawal.



Monthly income distribution through issuance of new units.



Daily yield computation: The yield will be published in the local newspaper and company website. The yield will vary based on markets performance.



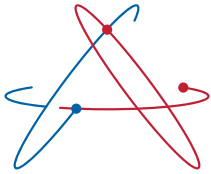
No initial fees



Minimum initial investment of KES 500,000

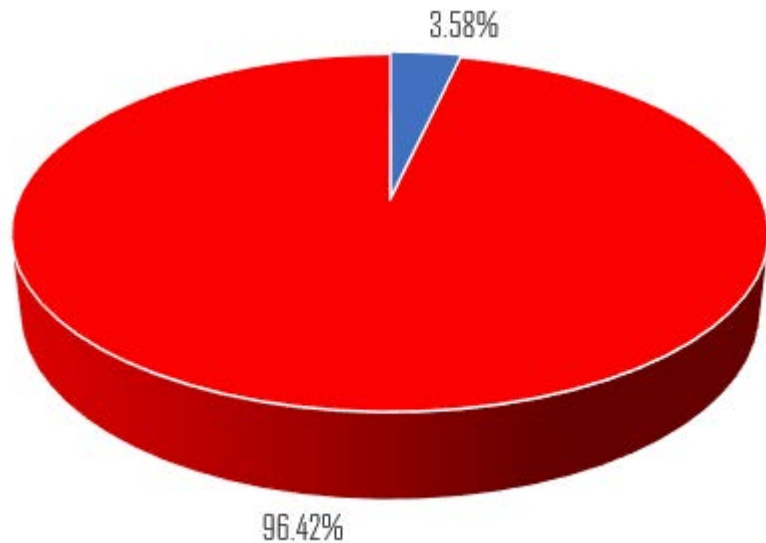


Monthly fund factsheet and client statements to be sent to clients.



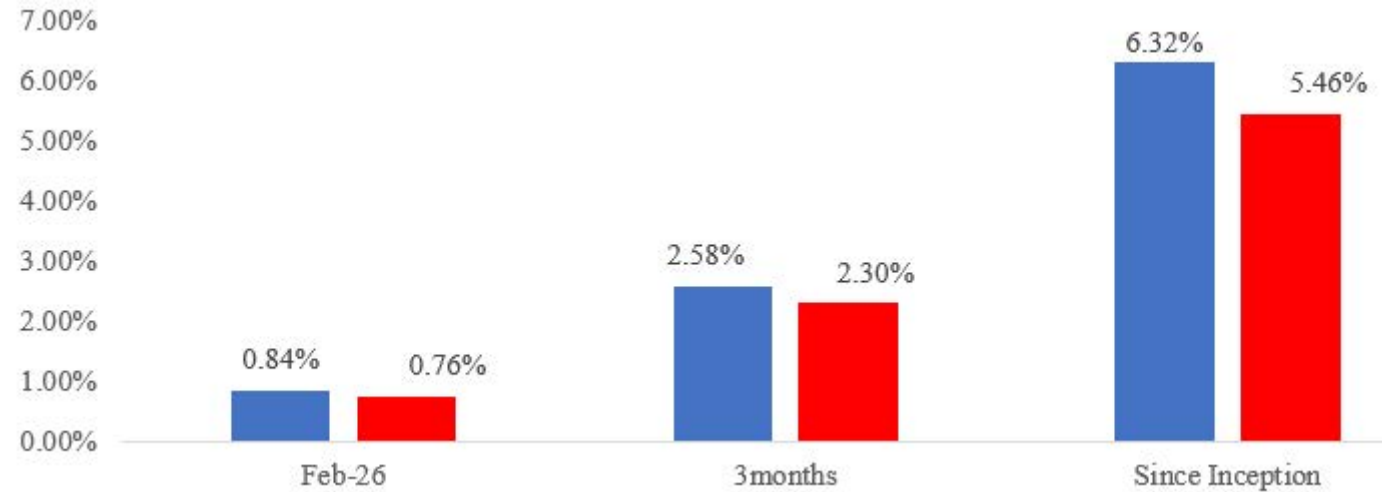
GENAFRICA FIXED INCOME FUND

ASSETS ALLOCATIONS



● Deposits in Financial Institutions ● Government Securities

FUND PERFORMANCE



● Average GenAfrica Fixed Income Fund ● 364 T-Bill

• Return is net of fees charged and gross of tax.

KEY FUND FEATURES



Inception Date
AUGUST 2025



2% Management fees



Regulated by the
Capital Markets Authority



Clients can also opt to withdraw interest earned and have this periodically paid out to them or automatically reinvest the interest.



Fund Size
KES
153.5 Million



Lock in period of 6 months.



Monthly income distribution through issuance of new units



Daily yield computation: The yield will be published in the local newspaper and company website. The yield will vary based on markets performance.



No initial fees

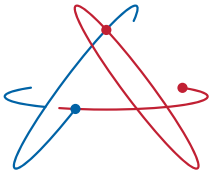


Minimum initial investment of KES 500,000



Monthly fund factsheet and client statements to be sent to clients.





THE GENAFRICA MONEY MARKET



Fund Objective

The fund's objective is to obtain a reasonable level of return while preserving capital and liquidity. In order to achieve its investment objective the assets of the GenAfrica Money Market Fund are invested in high quality money market instruments with a maturity profile to ensure liquidity and capital preservation at all times.

Target Investors

The Money market fund is suitable for a low risk investor interested in capital preservation, ease of liquidity and monthly income generated from interest income by the fund.

Investment Universe

Funds deposited in the money market fund are invested mainly in interest bearing assets such as fixed deposits, treasury bills and short-term bonds. The investment strategy aims at securing interest above local bank rates while ensuring the clients capital is secured.

THE GENAFRICA FIXED INCOME FUND



Fund Objective

The fixed income fund's key objective will be to obtain a higher level of income than prevailing money market rates for clients without immediate liquidity needs.

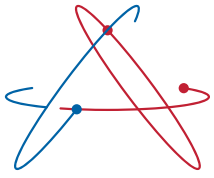
Target Investors

The GenAfrica Fixed Income Fund is targeted for medium term and long-term investors with excess liquidity, looking to invest in a diversified bond portfolio that provides periodic income that outperforms inflation. The fixed income fund will offer medium-to-long-term capital growth and is considered a low-to-medium risk fund because the interest earned and capital growth are subject to market forces, which may affect the value of the investor's portfolio at the time of withdrawal.

Investment Universe

The fund will invest in a diversified portfolio of government and corporate bonds.





Unit Trusts

Money markets: In February, liquidity in the money market remained stable, with the **Kenya Shilling Overnight Interbank Average (KESONIA)** easing 14bps to 8.85% from 8.99% in January. Treasury bill yields broadly extended their downward trend, with the 91-day, 182-day, and 364-day papers declining by 13 bps, 5 bps, and 30 bps respectively. By month-end, the three papers closed at 7.59%, 7.75%, and 8.90% for the 91-day, 182-day, and 364-day tenors respectively.

During the month, the **Central Bank of Kenya (CBK)** raised KES 191.08bn from Treasury bill auctions, almost double the KES 98.8bn raised in January. Auctions were heavily oversubscribed, particularly on the 364-day paper as investors sought to lock in relatively higher rates amid expectations of further monetary easing. The CBK rejected expensive bids, accepting only a portion of the bids received in order to guide yields lower and support the prevailing downward rate environment.

The primary bond market remained active in February, highlighted by the reopening of the 15 year (FXD3/2019/015) and 25 year (FXD1/2018/025) bonds, which currently have 8.4 years and 17.3 years to maturity and cleared at yields of 13.2% and 13.4%, respectively. The two issues attracted strong investor demand, receiving KES 213.8bn in bids against a KES 50.0bn target, with the National Treasury accepting KES 100.5bn. Additionally, the month saw a successful switch auction into FXD1/2022/015, which recorded a 132% performance rate and enabled the government to refinance the maturing FXD1/2016/010 bond, easing near term redemption pressures and supporting liquidity in the domestic market.

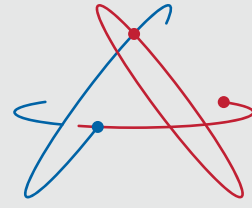
The **Monetary Policy Committee (MPC)** met on February 10, 2026, and lowered the Central Bank Rate by 25bps from 9.0% to 8.75%, citing easing domestic inflation, improving global inflation trends, resilient economic activity, strengthening private sector credit and a stable exchange rate. The Committee noted that the policy environment still allows room for further easing and signalled the possibility of additional rate cuts, while emphasizing it would continue to monitor economic developments and act as necessary.

The yield curve remained relatively stable in January, edging down 4bps on average. However, movements varied across maturities: the short end (below 5 years) fell sharply by 59bps, while the mid (6–12 years) and long end (over 12 years) of the curve rose modestly by 16bps and 12bps, respectively, as investors favoured longer-dated securities in search of higher yields.

Inflation: Annual inflation in eased slightly to 4.3% in February, down from 4.4% in January, reflecting modest declines in key non-food components. The Transport index declined by 80bps to 4.0% from 4.8%, largely due to lower diesel and petrol prices, while the Housing, Water, Electricity, Gas and Other Fuels index eased by 40bps to 1.8% from 2.2%, driven by reductions in electricity prices. Meanwhile, Food and Non-alcoholic beverages index remained unchanged at 7.3%, continuing to exert upward pressure on overall consumer prices.

CUSTODIAN: STANDARD CHARTERED BANK
TRUSTEES: KCB BANK KENYA LIMITED
AUDITOR: PWC KENYA
FUND MANAGER: GENAFRICA ASSET MANAGERS





GenAfrica
ASSET MANAGERS

**FOR FURTHER INFORMATION,
SPEAK TO YOUR FINANCIAL
ADVISOR OR CONTACT
US AT:**

 **+254 112 703 157 | +254 737 350 771**

 **clientservices@genafrika.com**

 **www.genafrika.com**

 **1st Floor, Arlington Block, 14
Riverside Business Park, Off
Riverside Drive**

