

**GenAfrica**  
ASSET MANAGERS

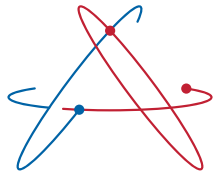
# GENAFRICA UNIT TRUSTS FACT SHEET

**DECEMBER 2025**

## **REGULATED BY THE CAPITAL MARKETS AUTHORITY**

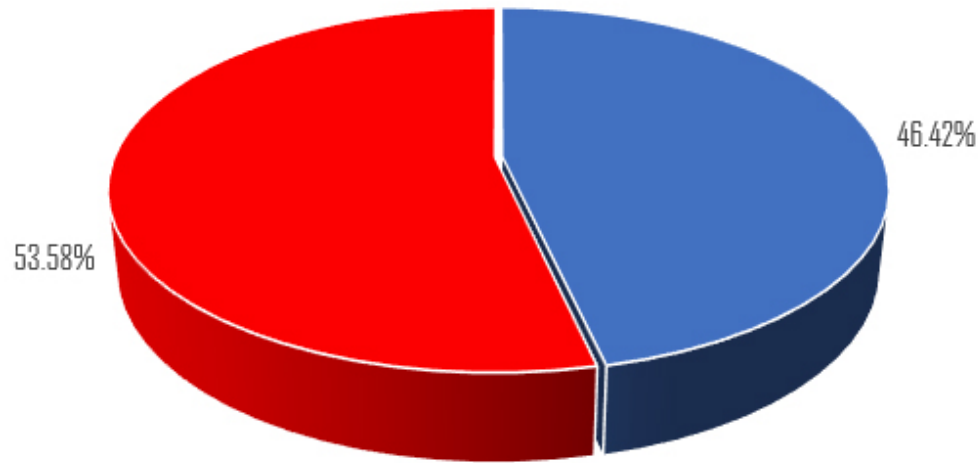
This fact sheet is for information purposes only and is not a solicitation to buy or sell. The price of units and the income from them can go down as well as up, as a result of changes in the value of underlying securities. Past performance is not necessarily a guide to future investment performance. An investor may not get back the full amount invested and in certain circumstances the right to redeem your units may be suspended. In giving this approval, the Authority does not take responsibility for the financial soundness of the scheme or for the correctness of any statements made or opinions expressed in this regard.

[www.genafrika.com](http://www.genafrika.com)



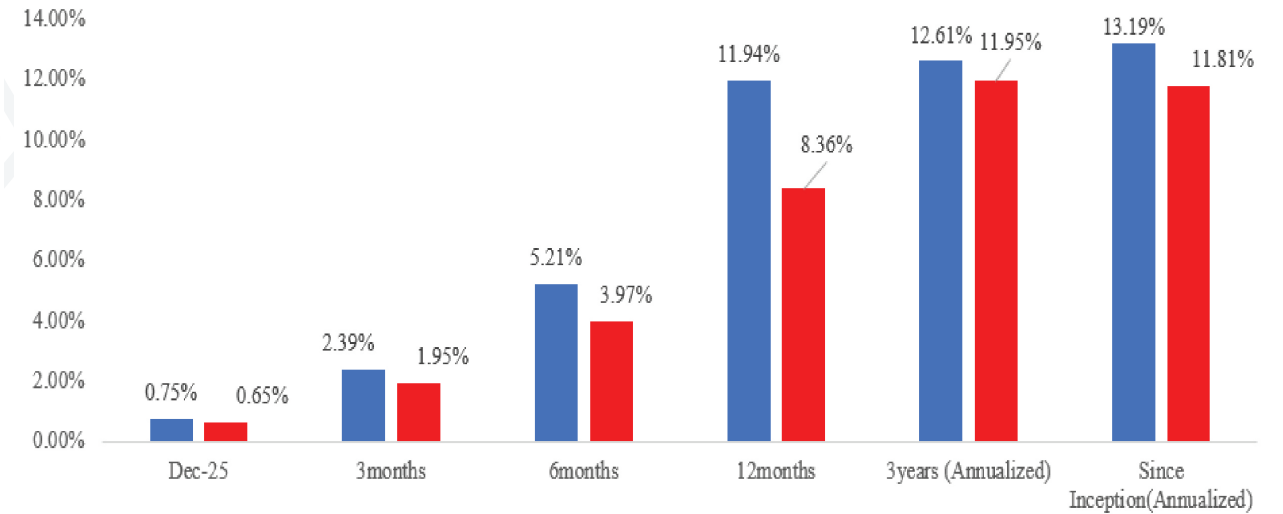
# GENAFRICA MONEY MARKET FUND

## ASSETS ALLOCATIONS



● Deposits in Financial Institutions ● Government Securities

## FUND PERFORMANCE



● Average GenAfrica Money Market Fund ● 91 T-Bill

- Annualised return is the weighted average compound growth rate over the period measured
- Return is net of fees charged and gross of tax.

## KEY FUND FEATURES



Inception Date  
December 2022



2% Management fees



Regulated by the  
Capital Markets Authority



Clients can also opt to withdraw interest earned and have this periodically paid out to them or automatically reinvest the interest.



Fund Size  
KES 4.87 Billion



No Limitation on withdrawal.



Monthly income distribution through issuance of new units.



Daily yield computation: The yield will be published in the local newspaper and company website. The yield will vary based on markets performance.



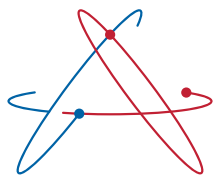
No initial fees



Minimum initial investment of KES 500,000

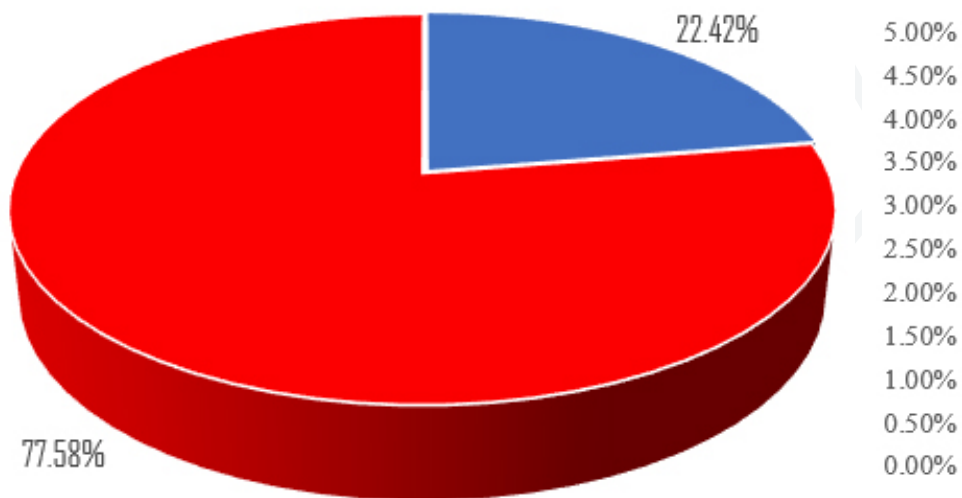


Monthly fund factsheet and client statements to be sent to clients.



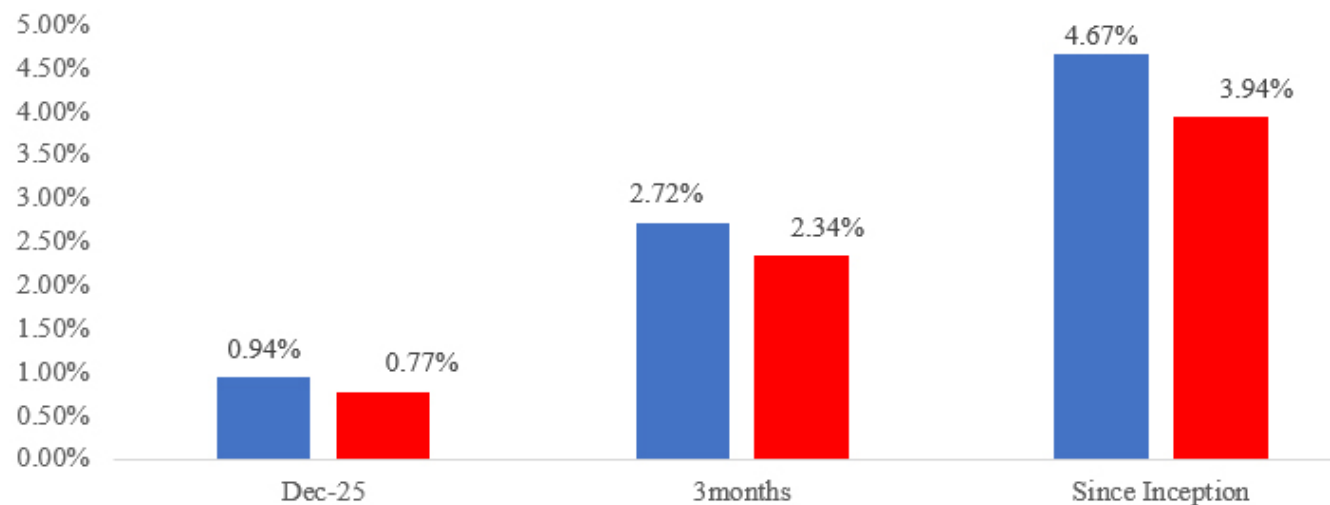
# GENAFRICA FIXED INCOME FUND

## ASSETS ALLOCATIONS



● Deposits in Financial Institutions ● Government Securities

## FUND PERFORMANCE



● Average GenAfrica Fixed Income Fund ● 364 T-Bill

• Return is net of fees charged and gross of tax.

## KEY FUND FEATURES



Inception Date  
AUGUST 2025



2% Management fees



Regulated by the Capital Markets Authority



Clients can also opt to withdraw interest earned and have this periodically paid out to them or automatically reinvest the interest.



Fund Size KES  
72.1 Million



Lock in period of 6months.



Monthly income distribution through issuance of new units



Daily yield computation: The yield will be published in the local newspaper and company website. The yield will vary based on markets performance.



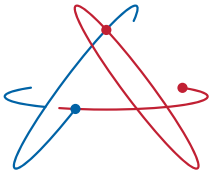
No initial fees



Minimum initial investment of KES 500,000



Monthly fund factsheet and client statements to be sent to clients.



## THE GENAFRICA MONEY MARKET



### Fund Objective

The fund's objective is to obtain a reasonable level of return while preserving capital and liquidity. In order to achieve its investment objective the assets of the GenAfrica Money Market Fund are invested in high quality money market instruments with a maturity profile to ensure liquidity and capital preservation at all times.

### Target Investors

The Money market fund is suitable for a low risk investor interested in capital preservation, ease of liquidity and monthly income generated from interest income by the fund.

### Investment Universe

Funds deposited in the money market fund are invested mainly in interest bearing assets such as fixed deposits, treasury bills and short-term bonds. The investment strategy aims at securing interest above local bank rates while ensuring the clients capital is secured.

## THE GENAFRICA FIXED INCOME FUND



### Fund Objective

The fixed income fund's key objective will be to obtain a higher level of income than prevailing money market rates for clients without immediate liquidity needs.

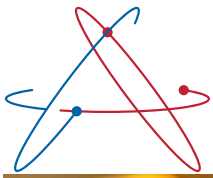
### Target Investors

The GenAfrica Fixed Income Fund is targeted for medium term and long-term investors with excess liquidity, looking to invest in a diversified bond portfolio that provides periodic income that outperforms inflation. The fixed income fund will offer medium-to-long-term capital growth and is considered a low-to-medium risk fund because the interest earned and capital growth are subject to market forces, which may affect the value of the investor's portfolio at the time of withdrawal.

### Investment Universe

The fund will invest in a diversified portfolio of government and corporate bonds.





## Unit Trusts

**Money markets:** In December, liquidity in the money markets eased, with the **Kenya Shilling Overnight Interbank Average (KESONIA)** averaging 9.1%, a marginal decline from 9.2% in November. Interest rates remained broadly stable, as yields on the 91-day and 182-day treasury bills fell by 2.0 **basis points (bps)** each, while the 364-day paper declined by 7.0 bps, closing the month at 7.7%, 7.8%, and 9.2% respectively.

In December, the **Central Bank of Kenya (CBK)** raised KES 138.3 bn from treasury bill sales, a slight 0.3% decline from KES 137.9 bn in November. Investor demand was skewed toward the longer end of the curve, with the 364-day paper attracting the bulk of subscriptions as investors sought to lock in higher yields amid easing short-term rates.

**The Monetary Policy Committee (MPC)** convened on 9th December 2025 and reduced the **Central Bank Rate (CBR)** by 25 bps to 9.00% from 9.25%. The decision was informed by inflation remaining below the midpoint of the target range, a stable exchange rates and resilient economic growth supported by improved private sector credit. The adjustment aims to further ease the monetary policy stance, stimulate bank lending to the private sector, and bolster economic activity, while keeping inflation expectations firmly anchored and maintaining currency stability.

During the month, the Treasury reopened 15-year and 25-year bonds, which cleared at yields of 13.3% and 13.6% respectively. The issue was oversubscribed, with bids heavily skewed toward the 25-year bond, reflecting strong investor preference for longer-duration instruments amid expectations of stable interest rates.

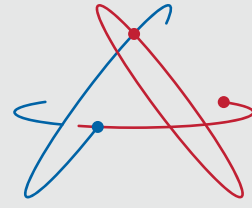
The yield curve remained relatively stable in December, edging down by an average of 4.0 bps from November. The long end (over 12 years) and mid-segment (6–12 years) rose by 12.0 and 16.0 bps respectively, while the short end (under 5 years) declined by 59.0 bps.

**Inflation:** Annual inflation remained unchanged in December at 4.5%, the same as in November. This stability was supported by a 30.0 bps decline in the housing, water, electricity, and other fuels index to 1.6%, driven by lower electricity prices during the month. However, both the food and transport indices edged up by 10.0 bps, partially offsetting these gains.

## SERVICE PROVIDERS

**CUSTODIAN:** STANDARD CHARTERED BANK  
**TRUSTEES:** KCB BANK KENYA LIMITED  
**AUDITOR:** PWC KENYA  
**FUND MANAGER:** GENAFRICA ASSET MANAGERS





**GenAfrica**  
ASSET MANAGERS

**FOR FURTHER INFORMATION,  
SPEAK TO YOUR FINANCIAL  
ADVISOR OR CONTACT  
US AT:**

 **+254 112 703 157 | +254 737 350 771**

 **clientservices@genafrika.com**

 **www.genafrika.com**

 **1st Floor, Arlington Block, 14  
Riverside Business Park, Off  
Riverside Drive**

